



U.S. Department  
of Transportation  
**Federal Highway  
Administration**

1200 New Jersey Ave., S.E.  
Washington, DC 20590

October 9, 2007

In Reply Refer To:  
HSSD/WZ-250 (REVISED)

Mr. Paul Wander  
Dicke Tool Company  
1201 Warren Avenue  
Downers Grove, IL 60515

Dear Mr. Wander:

This letter is in response to your December 5, 2006, correspondence requesting the Federal Highway Administration (FHWA) acceptance of modifications to your company's previously accepted portable sign stands. Thank you for meeting with Messrs. Matt Lupes and Nick Artimovich of my staff on February 27, 2007, and providing them with additional information to clarify your request. You requested acceptance of your X-footprint portable sign stands with steel leg supports rather than aluminum. Additionally, you requested acceptance of two portable sign stands with a modified design. You have requested the FHWA acceptance of these portable sign stands for use on the National Highway System (NHS) under the provisions of the National Cooperative Highway Research Program (NCHRP) Report 350 "Recommended Procedures for the Safety Performance Evaluation of Highway Features."

Your X-footprint portable sign stands with aluminum leg supports have received the FHWA acceptance and are referenced by our letters coded WZ-17, WZ-25, WZ-99, WZ-125, WZ-141, and WZ-213. We concur with your request to use steel leg supports rather than aluminum leg supports with your previously accepted portable sign stands. This modification will not likely affect the crashworthiness of your previously tested and accepted portable sign stands. A listing of your X-footprint portable sign stands is enclosed.

Additionally, you requested acceptance of two proposed portable sign stands with modified designs. Specifically, you would like to incorporate the mast of the model DL1008 stand (WZ-141) with the spring system of the TF12 series stands (WZ-213). Both stands have been accepted for use with roll up signs. Attachment of the mast to the spring system is the same as the attachment to the DL1008. The mast fits into a socket on top of the springs. The mast length would display a roll up sign at 60 and 84 inches. This stand, identified as model STF1008, is available with steel legs and a drawing is enclosed for reference. The second part of your request

*MOVING THE*  
**AMERICAN  
ECONOMY**



deals with the proposed model SDL1003C. This model would incorporate the channel style panel holder accepted on the model TF12C (WZ-141) with the leg support system of the model DL1003 (WZ-17). This stand will be available with steel support legs and is shown in the enclosed drawing for reference.

At a later date, August 27, 2007, you requested the FHWA extend acceptance to include 48-inch by 60-inch and smaller rectangular shaped 0.080 aluminum signs on your previously accepted TF 18, TF 60, TF 84 and STF18 sign stands (including 0.080 – 0.125 for the TF84 as accepted previously in our letter WZ 141). This request is acceptable when the sign mounting height remains the same and since the diamond shaped signs represent a worst case scenario that have passed previous crash testing.

Based on the information submitted to the FHWA and since you have changed nothing substantially regarding your previously tested and accepted portable sign stands, this letter acknowledges the FHWA acceptance of your previously accepted sign stands for use with steel leg supports. Also, the proposed portable sign stand models STF 1008 and SDL1003C are acceptable for use on the NHS when selected by a contracting authority.

Please note the following standard provisions that apply to the FHWA letters of acceptance:

- Our acceptance is limited to the crashworthiness characteristics of the devices and does not cover their structural features, nor conformity with the Manual on Uniform Traffic Control Devices.
- Any changes that may adversely influence the crashworthiness of the device will require a new acceptance letter.
- Should the FHWA discover that the qualification testing was flawed, that in-service performance reveals unacceptable safety problems, or that the device being marketed is significantly different from the version that was crash tested, it reserves the right to modify or revoke its acceptance.
- You will be expected to supply potential users with sufficient information on design and installation requirements to ensure proper performance.
- You will be expected to certify to potential users that the hardware furnished has essentially the same chemistry, mechanical properties, and geometry as that submitted for acceptance, and that they will meet the crashworthiness requirements of the FHWA and the NCHRP Report 350.
- To prevent misunderstanding by others, this letter of acceptance, designated as number WZ-250, shall not be reproduced except in full. This letter, and the test documentation upon which this letter is based, is public information. All such letters and documentation may be reviewed at our office upon request.

This acceptance letter shall not be construed as authorization or consent by the FHWA to use, manufacture, or sell any patented device for which the applicant is not the patent holder. The acceptance letter is limited to the crashworthiness characteristics of the candidate device, and the FHWA is neither prepared nor required to become involved in issues concerning patent law. Patent issues, if any, are to be resolved by the applicant.

Sincerely yours,

A handwritten signature in cursive script that reads "George E. Rice, Jr." with a small flourish at the end.

George E. Rice, Jr.  
Acting Director, Office of Safety Design  
Office of Safety

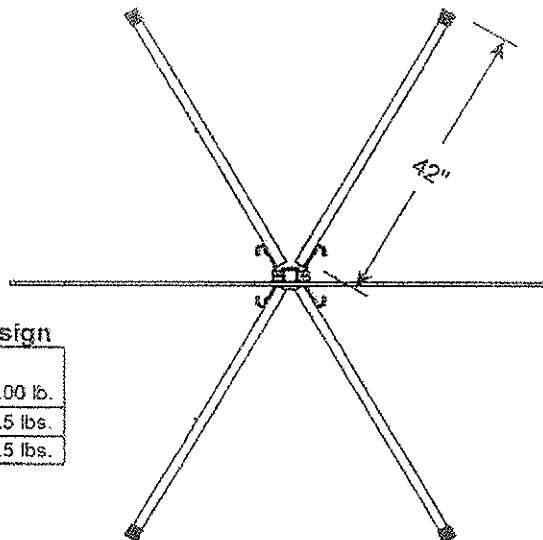
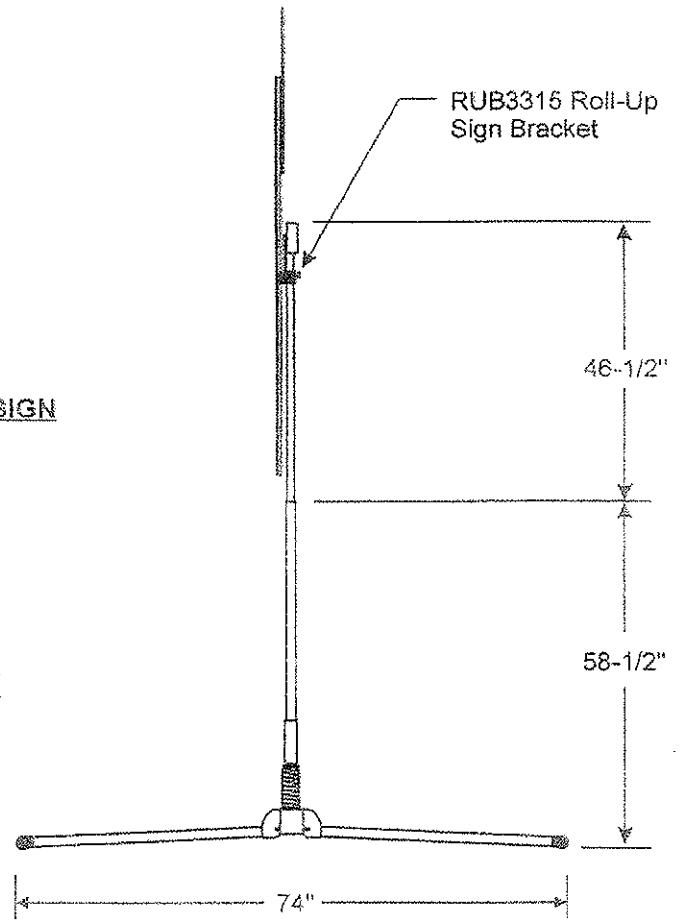
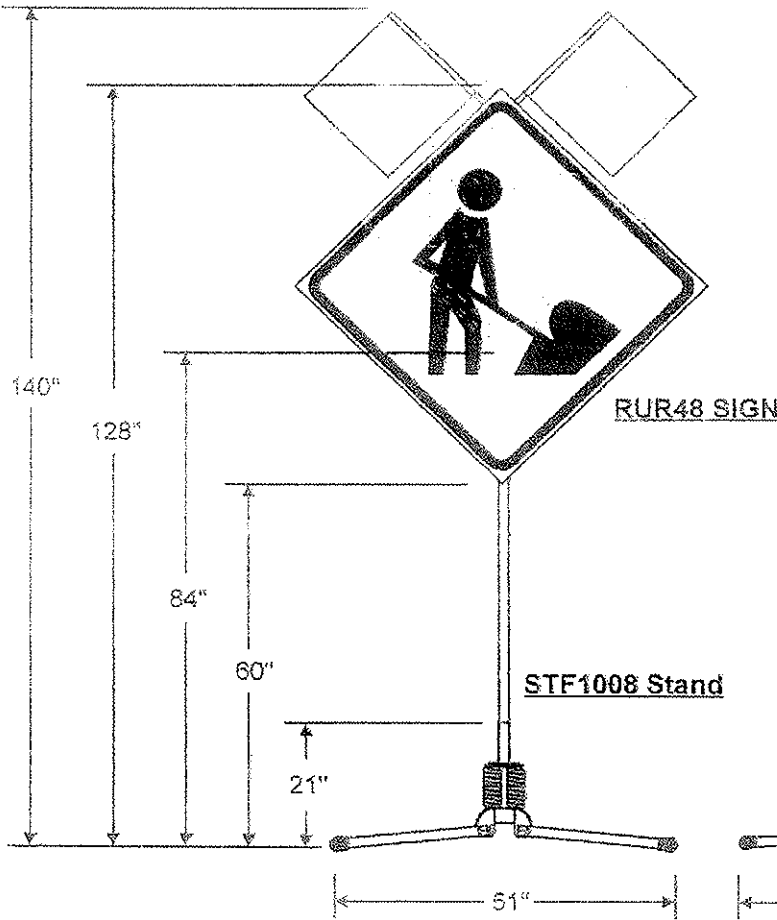
Enclosures

## STEEL LEGS VS. ALUMINUM

Portable Sign Stand	Approved In WZ#	Requested Approval Model
DL1003	17	SDL1003
QLVW, MS-Rigid-30	17	SQLVW, SMS-Rigid-30
QFV-60	17	SQFV-60
PS3330, DF3330	17	SPS3330, SDF3330
DF3000S	17	SDF3000S
DF3003W, MS Flex-30	17	SDF3003W, SMSFlex-30
QFV-48	17	SQFV-48
DF3003S	17	SDF3003S
PS3000S	17	SPS3000S
DF3000W	17	SDF3000W
DF4700TX	25	SDF4700TX
UF2000	25	SUF2000
QFV-84	25	SQFV-84
DF4503	99	SDF4503
DF4000	125	SDF4000
TF60	141	STF60
TF84	141	STF84
TF12C	141	STF12C
TF12W	141	STF12W
UF2000C	141	SUF2000C
UF2000S	141	SUF2000S
TF18	141	STF18
DL1003 Latch	213	SDL1003Latch
TF1214	213	STF1214
TF1230	213	STF1230
DL1008	213	SDL1008
DL1008FT	213	SDL1008FT

Steel leg dimensions will be 1 ¼" X 2 7/8, 3 1/8 or 4 7/8 based on stand applied to.  
 Leg extensions will be 1" X 19".

# STF1008 for Roll-Up Signs



### STF1008 STAND

- Base- Steel, double coil spring
- Mast- Telescoping 1-1/4" and 1" sq. aluminum tubing
- Legs- 1-1/4" sq. x .065 x 42" steel legs

### RUR48 SIGN

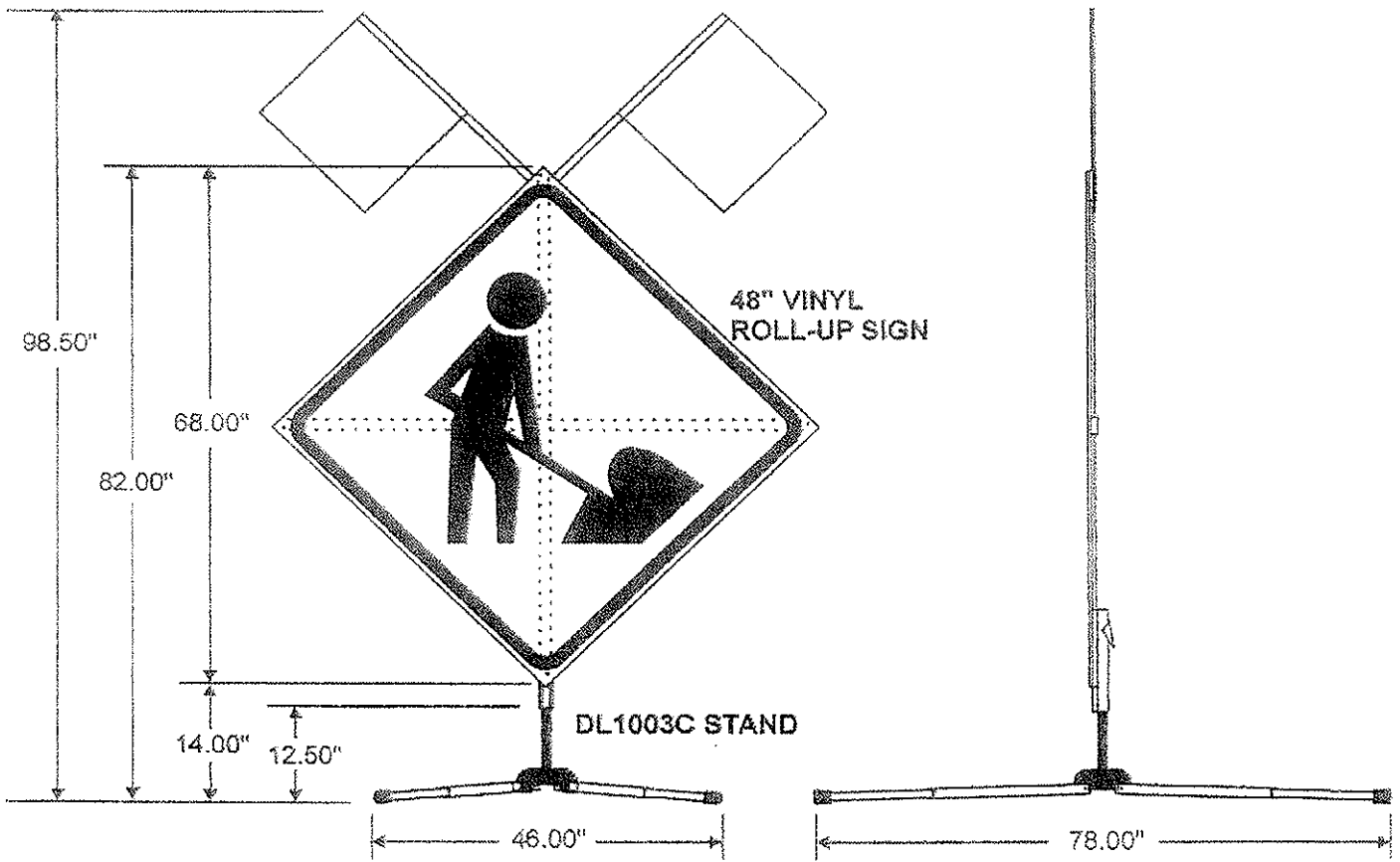
- Panel- Reflective vinyl, 48" x 48"
- Crossbrace- Vertical member is 1/4" th. x 1-1/4" w x 65" long fiberglass
- Crossbrace - Horizontal member is 3/16" th. x 1-1/4" w x 65" long fiberglass
- Flags (2) - 18" x 18" vinyl with 1/8" x 1" fiberglass staff attached to sign panel

**Weight: STF1008 w/sign**

Sign, Crossbrace, Flags	8.00 lb.
Sign Stand	33.5 lbs.
<b>Total</b>	<b>41.5 lbs.</b>



# SDL1003C Sign Stand



## SDL1003C Sign Stand

- Base - Powder-coated steel with extruded aluminum channel sign holder.
- Legs - Telescopic 1.20" and 1.00" sq. steel tubing x .070 wall thickness.

## RUR48 SIGN

- Panel- Reflective vinyl, 48" x 48"
- Crossbrace- Vertical member is 3/8" th. x 1-1/4" w x 66-1/4" long fiberglass.
- Crossbrace- Horizontal member is 3/16" t x 1-1/4" w x 66-1/4" long fiberglass.
- Flags- 18" x 18" vinyl with 1/8" th. x 1" w x 26" fiberglass staff

## Weight: SDL1003C System

Sign, Crossbrace, Flags	8.2 lb.
Sign Stand	19.0 lb.
Total	27.20 lb.

